



How America Values and Pays for College 2017-18

Jill Gosse
November 2018





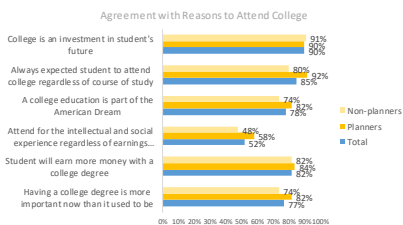
WHY GO TO COLLEGE?



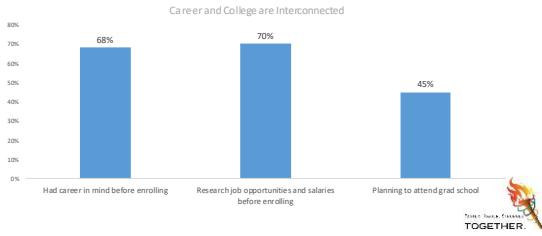


How America Values and Pays for College

College is seen as an investment



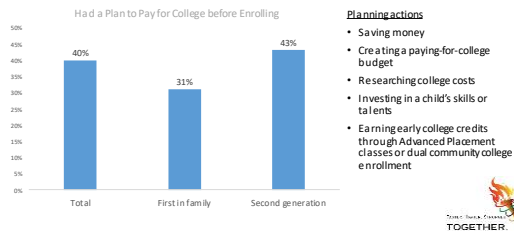
Nearly 7 in 10 students have a career in mind before enrolling in college



PLANNING FOR COLLEGE



Families with parents who attended college are more likely to plan for it



Top ten – What I wish I'd known before enrolling

10: Physical environment

"I wish I would have realized how distant the campus is from city life/activities." "There is very little parking without walking many flights of steps." "Not so much the school but the crime in the off campus living areas." "How much bigger the city is than what I remember?"

9: Social life (or lack thereof)

"I wish I had known how many people go home on the weekends because it was an in-state school." "The prominence of Greek life." "It is a party school." "Social life activities on campus: what's there to do on the weekend?"

8: Variety of courses

"That they have a finance program that I could have benefited from." "I wish I had known how many engineering programs there are here." "I wish I had known more about other majors the school offered because I may want to change my major later."

7: Campus culture

"I wish I had known more about the community on campus. I often feel like I don't fit in with the kind of students who go here." "How hyper-liberal the student body is." "I was previously unaware of the lack of diversity in regard to race/ethnicity and financial background."

6: Quality of the faculty

"How great the professors really are." "Teaching assistants are ridiculous." "The professors in his major area of study are not as inspiring as professors in other departments seem to be." "I wish I had researched the student / professor ratio beforehand."



Top ten – What I wish I'd known before enrolling

5: Difficulty obtaining required credits

"I wish I had known more about the credits needed to complete my major." "How fast classes fill up." "That degree requirements change even after you started, you are not grandfathered in." "Out of 5 classes each semester she always seems to be 'waitlisted' on at least 2"

4: Housing situation

"Expensive housing options and overload into a local hotel." "How bad dorm life was." "That they do not offer a lot of off-campus student housing in the area." "The mandatory times that the student had to leave their dorms by during semester breaks and holiday breaks."

3: Financial Aid

"I wish I had known more about the financial aid process." "Work study hours are limited." "I wish I knew about some of the scholarships that I could have had the opportunity to apply for." "I wish I had more information about how financial aid would vary year to year."

2: Quality of academics

"The academic programs are more challenging than I expected at a state school but THAT is a good thing." "How organized you need to be." "The intensity of the program." "I wish I would have known how little they actually cared about the academics..." "It is a bit too easy academically."

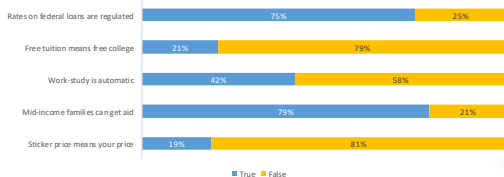
1: Total cost

"Technology fee for online classes." "The high cost of living in Boulder." "The extra money it was going to cost for special projects - going abroad." "The cost of Greek life." "That tuition rates would rise about 5% every year but scholarships would not."



The jargon challenge

Paying-for-College Terminology: Which Statements Are True?

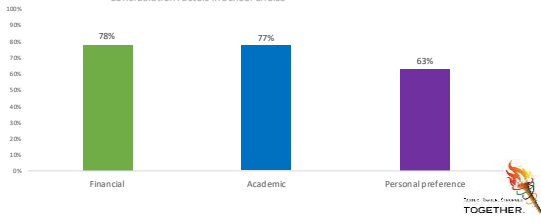


CHOOSING A SCHOOL



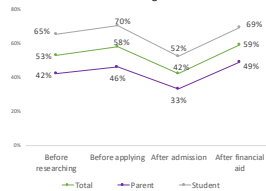
Financial factors are as important as academic factors when choosing a school

Consideration Factors in School Choice

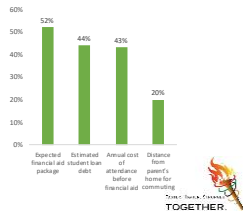


Financial aid package is a key decision driver

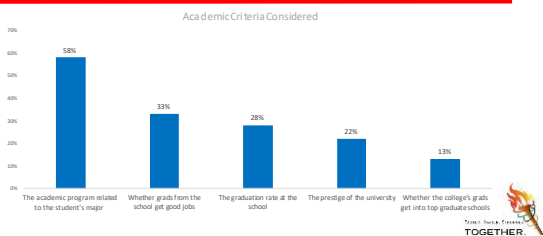
Elimination of Colleges Due to Cost



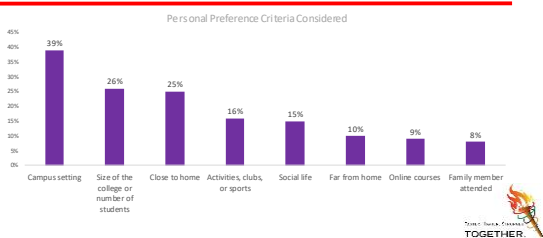
Financial Criteria Considered



Families focus on field of study when choosing a school



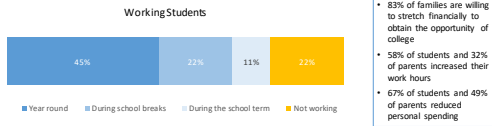
Campus setting or location influence student choice



TAKING ACTION TO IMPROVE COLLEGE AFFORDABILITY



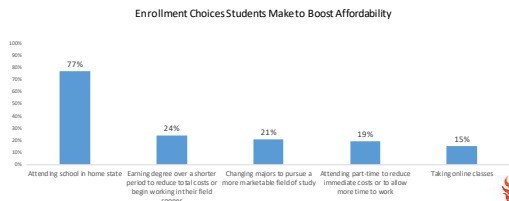
Students stretch financially by earning more and cutting non-essentials from their budget



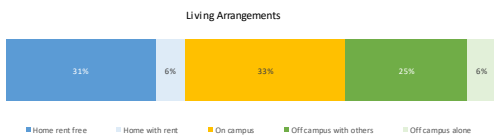
- 83% of families are willing to stretch financially to obtain the opportunity of college
- 58% of students and 32% of parents increased their work hours
- 67% of students and 49% of parents reduced personal spending



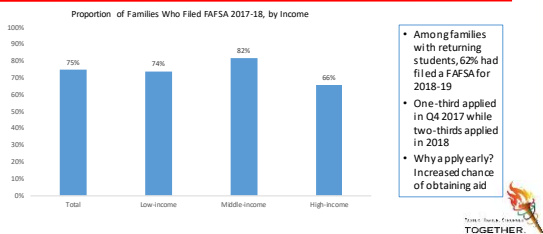
Three-quarters of students attend an in-state school



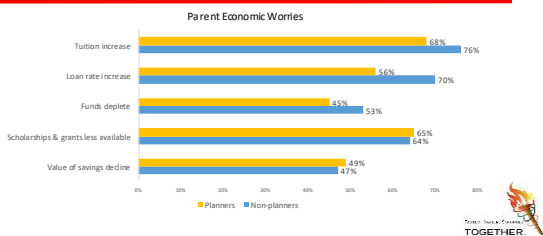
More than one-third of families reduce costs by the college student living at home



Middle-income families are more likely to apply for aid via the FAFSA



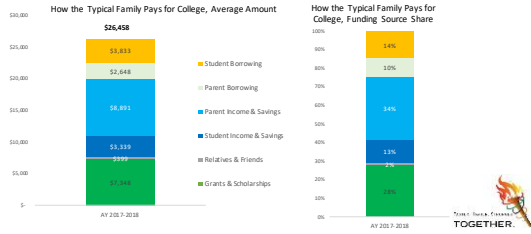
Planners also worry about future funding, but less so than non-planners



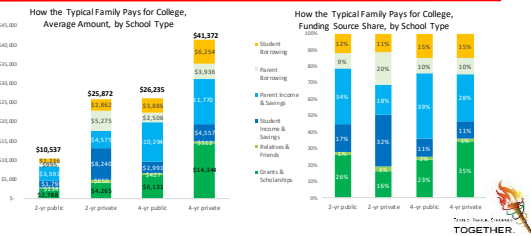
HOW FAMILIES PAY FOR COLLEGE



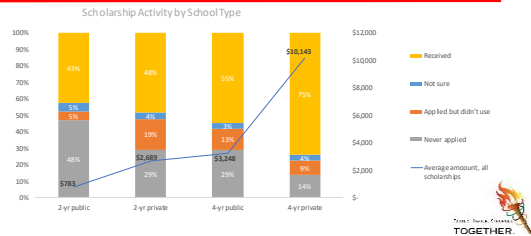
Families pay nearly 1/2 of costs from income & savings



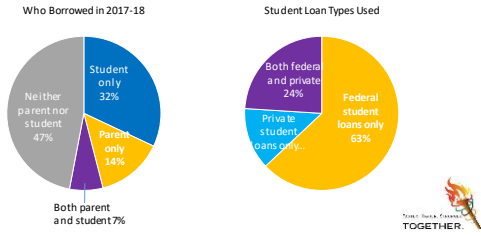
Typical cost and resources vary by school type



Students at 4-yr private colleges are more likely to apply for and use scholarships



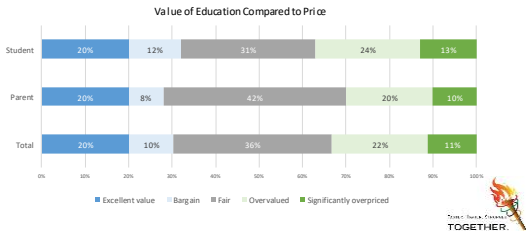
Students borrow more frequently than parents



IS IT WORTH IT?



Two-thirds of families feel they are paying a fair price, or better, for the value of the education received



Background

Since 2008, Sallie Mae has surveyed American families with an undergraduate student about their attitudes toward college and how they paid for it. *How America Pays for College* and *How America Values College* are two components of the 2018 national study conducted by Sallie Mae and Ipsos.

The first part *How America Values College 2018*, is dedicated to attitudinal questions, eliciting parent and student perceptions about values and choices associated with enrolling in college. Interviews were conducted between April 20 and May 25, 2018 with

- 957 parents of children ages 18 – 24 enrolled as undergraduate students, and
- 950 undergraduate students ages 18 – 24.

The second part, *How America Pays for College 2018*, is focused exclusively on the resources families use to pay for college and any linked decisions such as filing for financial aid or plans for loan repayment. Interviews were conducted between July 11 and July 30, 2018 with

- 799 parents of children ages 18 – 24 enrolled as undergraduate students, and
- 790 undergraduate students ages 18 – 24.

The interviews, conducted by Ipsos, were online and available in English and Spanish. The survey sample, which changes from year to year, comprised a cross-section of key demographic variables.



Legal Notice

The information contained in this presentation is not comprehensive, is subject to constant change, and therefore should serve only as general, background information for further investigation and study related to the subject matter and the specific factual circumstances being considered or evaluated. Nothing in this presentation constitutes or is designed to constitute legal advice.

For school use only. Not to be distributed to students.
(MKT13772 09/18)



Questions?